



LANGUAGE PACK INSTRUCTIONS

VERSION 1.0, UPDATED UP TO NOVEMBER, 22, 2023

Greetings Hero of Daren!

Your *Language Pack* has finally arrived and now, it's time for you to translate your game!

This guide has 2 sections, [Instructions 1.0](#) and [General Instructions](#).

If you have an old version of our game (1.0, *First Kickstarter edition*), please follow both sections (you will also need the Update Pack Box). If you have the new REPRINT version (1.5), you should only follow the General Instructions section.

ATTENTION

You will be provided with visual examples of components, so that you can replace them correctly. These examples do not contain the actual language items, as the purpose is simply to guide you regarding the artwork and which cards and material to swap.

Good update and translation!


**DIDN'T FIND WHAT YOU WERE
LOOKING FOR? OUR TEAM IS
HERE TO HELP. CONTACT OUR
CUSTOMER SERVICE USING
THIS QR CODE.**



1.0 INSTRUCTIONS

Map tiles


- Remove all A, D, and F Map tiles from the Core Box. These will not be used for the updated campaign anymore.



ATTENTION

DO NOT Remove F Map tiles from the *Desert of Hellscar* and *Rise of the Undead Dragon Expansions*

- Replace Map tiles E8, E10, C8, and C9.



- Add Map tiles E11 through E14, and C10.



Token Tray

- Replace your tray



Tokens

- Keep the following tokens and store them in your New Token Tray:

TOKEN	QUANTITY
BLEED	16
POISON	16
FOCUS	10
FRUIT OF LIFE	7
CHEST	6
+30 HEALTH	2
TIME	6
SLOW	6
STUN	6
FURY	4
KI	4
INTERACTION	3
SHIELD	16
STEALTH	4
BURN	16
POISON TRAP	2 OF EACH TRAP THEY ALL GO IN THE SAME SLOT
BEAR TRAP	
FIRE TRAP	
KNOCK DOWN	6
INTIMIDATE	10
NPC (6 colors)	6
RANGER'S MARK	4
+MOVEMENT	6
+DAMAGE	6
EVENT	5
PETS	6
INITIATIVE	1

Runes

- The first printing uses all 45 Runes, but this number has been reduced to 36 in the 1.5 version. Therefore you must remove the following Runes (they will not be used for the updated campaign anymore):



GENERAL INSTRUCTIONS

In this section, you will be instructed to replace all content that relies on text in your game. You will be shown all the items that should be swapped, step by step. If you feel comfortable, you can simply replace all the text dependent items in your box with the content provided here.

ATTENTION

If you are updating the 1.0 game, the amount of cards will differ significantly. If you are updating a 1.5 version, the amount of cards should be the same, it's a 1:1 exchange.

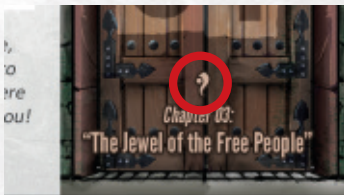
COREBOX

Books


- **Replace** all Corebox Books and Start Here with the translated ones.

Folding Doors

- **Replace** all Doors from the Corebox with the translated ones. Some Folding Doors do not belong to the Corebox, but other expansions from the first Kickstarter Campaign. You will be instructed to **replace** these expansion Doors later. You can identify to which expansion a Door belongs to by checking its Expansion Icon on the back.



- This is the Corebox Icon




- This is one of the Expansion Icons (Desert of Hellscar Icon)

Boards

- **Replace** the 5 Hero Boards with the translated ones.



- **Replace** the 1 Camp and Monster Status Board and the Boss and Monster Status Board with the translated ones.



Cards

- **Replace** all the Starting Gear with the translated ones.




- **Replace** all the Pet cards with the translated ones.




- **Replace** all Chest cards with the translated ones.



- **Replace** all Initiative cards with the translated ones.



- **Replace** all Hero Skill cards with the translated ones.




- Replace all Dungeon Role cards with the translated ones.



- Replace all Class Ability cards with the translated ones.




- Replace all Rune cards with the translated ones.



- Replace all Undead King Attack cards with the translated ones.



- Replace all Camp Items with the translated ones.



- Replace all Adventure cards. (Adventure Items, Scenario Monsters, Special Event cards, Companions, and any other card introduced with these are called Adventure cards) with the translated ones.

Visual Clarification of each kind of Adventure Card being replaced:



Adventure Items



Scenario Monsters



Special Event Cards (Front / Back)



Special Attack Cards (Front / Back)



Special Characters

- Replace all Monster cards with the translated ones.



- Replace all Commander and Commander Attack cards with the translated ones.



THE RUIN OF LUCCANOR

Books

- Replace your Ruin of Luccanor Booklet with the translated one.

Folding Doors


- Replace all Doors from *The Ruin of Luccanor* with the translated ones. Check their numbers and Chapter Titles on the back of these Doors in order to do so.



- This is *The Ruin of Luccanor* Icon

Cards

- Replace all Monster cards with the translated ones.




SHADOW WORLD

Books

- Replace your Shadow World Booklet with the translated one.

Folding Doors


- Replace all Doors from *The Shadow World* with the translated ones. Check their numbers and Chapter Titles on the back of these Doors in order to do so.



- This is *The Shadow World* Icon

Cards

- Replace all Monster cards with the translated ones.



SPOILS OF WAR

Boards

- Replace all Hero Boards with the translated ones.



- Replace all Deluxe Hero Boards with the translated ones.



- Replace all Deluxe Dungeon Role Boards with the translated ones.




- Replace all Deluxe Class Boards with the translated ones.




Cards

- Replace all Initiative cards with the translated ones.



- Replace all Hero Skill cards with the translated ones.



- Replace all Class Ability cards with the translated ones.




- Replace all Monster cards with the translated ones.



MONSTER PACK

Cards

- Replace all Monster cards with the translated ones.



- Replace all Overlord Attack cards with the translated ones.




DESERT OF HELLSCAR

Books

- Replace your Desert of Hellscar Booklet with the translated one.

Folding Doors

- Replace all Doors from the *Desert of Hellscar* with the translated ones. Check their numbers and Chapter Titles on the back of these Doors in order to do so.



• This is the *Desert of Hellscar* Icon

- Replace the Boss Status Board with the translated one.




- Replace all Hero Boards with the translated ones.




Cards

- Replace all Initiative cards with the translated ones.




- Replace all Hero Skill cards with the translated ones.



- Replace all Class Ability cards with the translated ones.



- Replace all Monster cards with the translated ones.



- Replace all Epic Gear Items with the translated ones.



- Replace all Wermungdir Attack cards with the translated ones.




RISE OF THE UNDEAD DRAGON

Books

- Replace your Rise of the Undead Dragon Booklet with the translated one.

Folding Doors

- Replace all Doors from the *Rise of the Undead Dragon* with the translated ones. Check their numbers and Chapter Titles on the back of these Doors in order to do so.



- This is the Rise of the Undead Dragon Icon

- Replace the Boss Status Board with the translated one.




- Replace all Hero Boards with the translated ones.



Cards

- Replace all Initiative cards with the translated ones.



- Replace all Hero Skill cards with the translated ones.




- Replace all Class Ability cards with the translated ones.



- Replace all Monster cards with the translated ones.



- Replace all Epic Gear Items with the translated ones.



- Replace all Aral/Hezec Attack cards with the translated ones.




HANDURIEL

- Replace the Hero Board with the translated one.



Cards

- Replace the Initiative card with the translated ones one.



- Replace all Hero Skill cards with the translated ones.




LORDWRATH

- Replace the Hero Board with the translated one.



Cards

- Replace the Initiative card with the translated ones one.



- Replace all Hero Skill cards with the translated ones.



- Replace all Class Ability cards with the translated ones.



DIDN'T FIND WHAT YOU WERE
LOOKING FOR? OUR TEAM IS
HERE TO HELP. CONTACT OUR
CUSTOMER SERVICE USING
THIS QR CODE.

